



Refrigeration

WX SERIES MULTI-DRAWER
PRODUCT FLYER

NEW
PRODUCT



**GOOD DESIGN
AWARD 2014**

Multi Drawer WX Series

ENDLESS INTUITIVE FEATURES

Our Multi Drawer refrigerators feature extremely efficient Inverter Technology and a unique LED touch control panel.

The WX Series has an increased internal capacity with slim external dimensions, thanks to its unique VIP (Vacuum Insulation Panel) and Smart Cube Technology. The luxury glass door finish completes the modern design.



MR-WX743

800mm Width



MR-WX627

685mm Width

NEW
PRODUCT

Now Available in two sizes 743 and 627 litres catering for various kitchen sizes. The new MR-WX627 is designed with a reduced width, to easily fit into a compact fridge cavity of 695mm width.

MR-WX743

743 Litres

MR-WX627

627 Litres



Dark Mahogany



Diamond White

MR-WX743 / MR-WX627 Features

- » Surround Multi Airflow System (MR-WX743)
- » Multi Airflow System (MR-WX627)
- » LED Light
- » Power Save Mode
- » Temperature Sensors
- » Auto Closer
- » Smooth Case Roller
- » Anti-Bacteria & Deodoriser
- » 2 Adjustable Feet
- » Frost Free
- » Separable Shelf & Two-way Flexi Glass Shelf
- » Inverter Technology
- » Wide Chilling Case
- » Quick Ice Making
- » Sliding Top Tray
- » Supercool Chilling Case
- » Neuro Fuzzy Logic
- » Egg Tray
- » VitaLED
- » Completely Washable Ice Tray Parts
- » Multi Temperature Setting
- » ECO Mode
- » Constant Humidity Care
- » Supercool Freezing
- » Soft Freezing
- » Hot Freezing
- » ECO Guide
- » Bottle Pockets
- » Aluminium Tray
- » Door Alarm
- » Adjustable Door Pockets
- » External LED Touch Control Panel



Versa Drawer

The Versa Drawer offers the ultimate functionality in preserving food quality without losing moisture and taste. At the press of a button, the Versa Drawer has two main modes, Supercool Freezing and Hot Freezing.



Vegetable Drawer

VitaLED lighting system slows down the wilting process, keeping fruit & vegetables crisper and fresher for longer. The vegetable drawer features a tray at the top which is ideal for storage and organisation of smaller items such as fruit.



Freezer Drawer

Divided by a Sliding Tray at the top that can be pushed back to reveal the rest of the freezer drawer. The Freezer Drawer is roomy enough to fit bulky items such as ice cream tubs, loaves of bread and frozen vegetables. The top tray is ideal for storage and organisation of flat pack items such as meat packs.



Supercool Freezing

Ensures food is frozen evenly, minimising cell destruction, preserving its freshness, texture and locking in maximum flavour.



Automatic Ice Maker

As there is no separate plumbing connection required, the fridge can be placed anywhere, not just near existing pipeworks. Simply fill the removable water tank and the Ice Maker is ready to go!



Separable Shelf & Two Way Flexi & Glass Shelf

This two part glass shelf slides back easily to halve its size, allowing taller items to be stored at the front of the refrigerator compartment.




Supercool Chilling Case

The Supercool chilling function is ideal for storing meat, fish, or other perishable food without freezing it, at about -3°C to 0°C. This provides the convenience of food ready to cook without the need to defrost it.



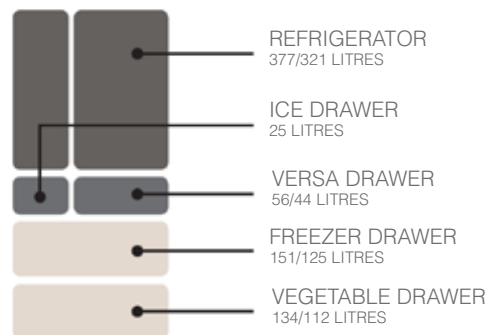
Energy Rating

Achieving a 3.5 star energy rating, one of the highest for a refrigerator of this capacity (according to a comparison on reg.energyrating.gov.au 26/07/2016). The higher the energy rating, the lower the power consumption costs will be over time.



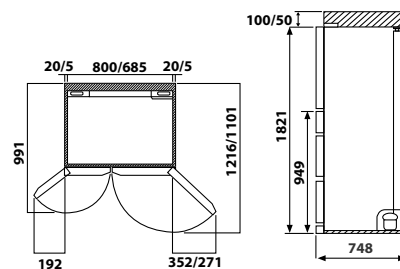
Smart Cube / VIP

This design features highly advanced Vacuum Insulated Panel technology. This allows for maximum food storage while maintaining a slim, sleek profile.



TOTAL CAPACITY
743/627 LITRES

MR-WX743 / MR-WX627 - HT: 1821 mm



Specifications

REFRIGERATOR		MULTI-DRAWER WX SERIES	
MODEL		MR-WX743 Inverter	MR-WX627 Inverter
TOTAL	GROSS	743	627
	NET	543	485
Capacity (Litre)	Freezer Compartment	GROSS	151
		NET	81
	Ice Making Compartment	GROSS	25
		NET	4
	Refrigerator Compartment	GROSS	377
		NET	337
	Versa Compartment	GROSS	56
		NET	28
Vegetable Compartment	GROSS	134	
	NET	93	
Dimensions (mm)	Width	800	685
	Height	1821	1821
	Max Depth	748	748
Clearance	Top	100	50
Dimensions (mm)	Left	20	5
	Right	20	5
Energy Efficiency			
Energy Star Rating		3.5	3.5
Energy Consumption (kWh/year)		475	415
Inverter Compressor		•	•
Refrigerant			
Refrigerant Type		R600a	R600a
Colour	Dark Mahogany	•	•
	Diamond White	•	•



MitsubishiElectric.com.au

Printed August 2016

The specifications and information in this flyer are subject to change without notice. Colours depicted in this flyer may vary slightly. Images are for illustrational purposes only.